
CREATING COMMUNITY THROUGH STORY BOOK TRAILS

Heather Harrison

Genesee District Library



AGENDA

- Creating a Story Book Trail

- Benefits
- Permanent or Temporary
- Developing Community Partners
- Determining Location
- Choosing Book Titles
- Assembling Pages for Display

- What's Next?

- Page prompts encouraging physical activity or engaging with nature, and/or the story
- Inviting patrons back to the library
- Incentivize the story book trail



STORY BOOK TRAIL BENEFITS

Story book trails bring picture books to a wide audience. Pages from story books purchased by the library are removed and mounted on display boards along a walking trail in a community park or garden. Book trails are typically less than a mile in length with 18 stations to read the entire story.

Story Book Trails encourage:

- Early literacy
- Family literacy
- Outdoor physical activity
- Engagement with nature
- Library visits

Community benefits:

- Story Book Trails foster a sense of community pride and excitement
- Adults anticipate reading the stories alongside children or on their own
- Story Book Trails are a destination place for visitors
- Monthly stories encourage multiple visits
- After-story activities bring patrons back to the library

PERMANENT OR TEMPORARY

Permanent

- Professional aesthetic
- Large and easy-to-read display
- Weather resistant
- Cost savings over time
- Easy to change stories

Temporary

- Good for brief or seasonal installations
- Easy to change locations
- Cost savings up front
- Location flexibility

DEVELOPING COMMUNITY PARTNERS

Municipalities


DPW



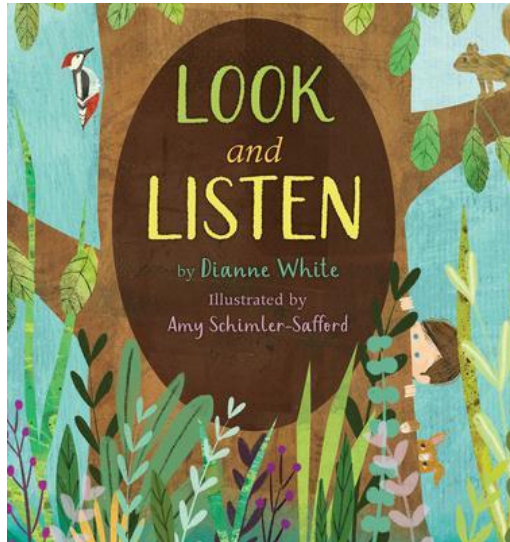

Schools

Parks Department

LOCATION

- Paved pathways provide ease of access for community members of all ages and abilities
- Park benches provide rest stops
- Playgrounds are incentive for kids to walk and read the story first
- Public restrooms are ideal
- Be aware of location specific issues like dampness, debris from trees, etc.






CHOOSING BOOK TITLES

- 32 Pages maximum – 2-page spreads over 16 pages, plus the cover and final page for acknowledgements
- Look for: rhyming, minimal text, contemplative or funny, involving nature, referencing location, or embracing themes (SRC or seasonal)
- Illustrations spanning 2-page spreads can be tricky
- Permissible MeL EBSCO Ebook Public Library titles

ASSEMBLY

- Books are disassembled with Exacto/Box Cutter blades, carefully trimmed, and taped into 2-page spreads
- Backing pages with footers are created in Canva and printed on a large-format printer
- Backing pages are trimmed
- Story pages are taped onto the backing pages, laminated, and trimmed





**Welcome to the
Genesee District Library
Story Book Trail.**

Enjoy a story one page
at a time as you explore
Eagles Wooden Park's
beautiful trail.



STORY BOOK TRAIL



WANT MORE INFORMATION?
THEGDL.ORG/STORYBOOKTRAIL



Thank you for visiting GDL's Story Book Trail!

Come back next month for



This exhibit was made possible through a generous grant from the
Mideastern Michigan Library Cooperative (MMLC).

Warmest thanks to our community partners:

- City of Linden
- Grand Blanc High School Trades II Class, 2022-2023

Want to stay up to date on the Trails?



STORY BOOK TRAIL



WANT MORE INFORMATION?
THEGDL.ORG/STORYBOOKTRAIL

FIRST & LAST DISPLAY SAMPLES

BUDGET

Display Units	\$4434
4x4x12 Wood Posts	\$160
Acrylic Sheets (extra—10 per box)	\$136
Large-Format Printer	\$2695
Books (10-12 titles per year x 3 copies)	\$500
Ink Cartridges (\$160 x 6 ink cartridges)	\$960
Paper Rolls (3 rolls/box)	\$100
Total	\$8,985.00

WHAT'S NEXT?

Activity prompts and literacy tips encourage physical activity, engagement with nature and/or the story



Get readers moving. Ask them to skip, hop, run to the next page



Engage readers' senses. Ask them to look, listen, smell...



Engage with nature. Can they spot a bird, a flower, tree...



Engage with the story. Can you clap your hands three times quickly? How many bugs do you see on this page?



WHAT'S NEXT?


Invite patrons back to the library



Ask readers to answer a question about the story and return to the library to receive a small prize (bookmark, pencil, sticker), or enter a drawing for a larger prize (gift card) Example: Who is the Leaf Thief?



Invite patrons to attend a library program based on the story or season



WHAT'S NEXT?


Incentivize the story book trail



Create a poll to vote on upcoming story book titles



Create a reading challenge where patrons are encouraged to visit the story book trail throughout the season, earning badges (digital) or small prizes each month



STORY BOOK TRAIL RESOURCES

Anne Ferguson's StoryWalk FAQ: <https://www.kellogghubbard.org/storywalk>

Braille Enhanced StoryWalk Kits through Library of Michigan

Let's Move in Libraries' StoryWalk Week

Take a Hike: Building Literacy Through StoryWalk

Story Book Trail Page Prompts: <https://msemilylibrary.com/storywalk-resources/>

Permanent StoryWalk Display Vendors:

- Barking Dog Exhibits: <https://bdexhibits.com/storywalk-solutions/>
- Vacker Sign: <https://vackersign.com/products/storywalk-frames/>
- Pannier Graphics: <https://panniergraphics.com/exhibit-bases-frames/storywalk-exhibits/>



THANK YOU

Heather Harrison | hharrison@thegdl.org